

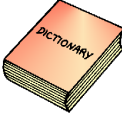






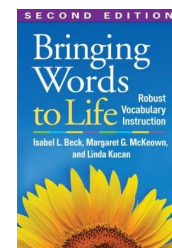
## 7 Principles for Effective Vocabulary Instruction (and 7 Things to Avoid!)

 <b>Do This</b>	<b>Not That</b> 
1) Select words to teach. Remember: Context is key!	1) Assign long lists of words but never teach about the words selected.
2) Provide “kid friendly” definitions of words.	3) Have students copy definitions from a dictionary. 
3) Provide opportunities for students to actively use new words. 	2) Have students look up lists of words in a dictionary, write arbitrary sentences, or copy words multiple times.
4) Use pictures and actions to help bring vocabulary to life!	4) Lack the use of visual or physical cues in the classroom to assist with vocabulary instruction.
5) Provide opportunities to use new vocabulary—frequency matters!	5) Spend a large chunk of language arts time working on vocabulary in isolation. 
6) Model the use of sophisticated language at all times, setting high expectations for language use.	6) Use “kid” language around students and allow students to speak “kid” back.
7) Assess student use of words in authentic writing and speaking.	7) Give students tests that show only memorization of definitions.
<b>Remember: Allow opportunities for wide reading so students are exposed to words all the time in a variety of books.</b> 	

Adapted from:









Vocabulary Strategies that Work: Do This—Not That  
By: Lori G. Wilfong




Bringing Words to Life  
By: Beck, McKeown, & Kucan


## 7 Principles for Effective Vocabulary Instruction (and 7 Things to Avoid!)

 <b>Do This</b>	<b>Not That</b> 
1) Select words to teach. Remember: Context is key!	1) Assign long lists of words but never teach about the words selected.
2) Provide “kid friendly” definitions of words.	3) Have students copy definitions from a dictionary. 
3) Provide opportunities for students to actively use new words. 	2) Have students look up lists of words in a dictionary, write arbitrary sentences, or copy words multiple times.
4) Use pictures and actions to help bring vocabulary to life!	4) Lack the use of visual or physical cues in the classroom to assist with vocabulary instruction.
5) Provide opportunities to use new vocabulary—frequency matters!	5) Spend a large chunk of language arts time working on vocabulary in isolation. 
6) Model the use of sophisticated language at all times, setting high expectations for language use.	6) Use “kid” language around students and allow students to speak “kid” back.
7) Assess student use of words in authentic writing and speaking.	7) Give students tests that show only memorization of definitions.
<b>Remember: Allow opportunities for wide reading so students are exposed to words all the time in a variety of books.</b> 	

Adapted from:



Vocabulary Strategies that Work: Do This—Not That  
By: Lori G. Wilfong



Bringing Words to Life  
By: Beck, McKeown, & Kucan